



LCH CDSCLEAR DEVELOPMENTS

€1.4trn

Index, single names and options cleared, flat vs Q1 2023

€118.4bn

European single names notional cleared, down **30%** vs Q1 2023

€1.04trn

European iTraxx[®] notional cleared, down **6%** vs Q1 2023

US\$240bn

CDX[™] and iTraxx[®] indices notional cleared, up **107%** vs Q1 2023

US\$2.4bn

Corporate single names cleared, down **45%** vs Q1 2023

US\$2.8bn

Sovereigns notional cleared, up **187%** vs Q1 2023

CLIENT CLEARING DEVELOPMENTS

€240bn

Client notional cleared, up **62%** vs Q1 2023

€8.4bn

European corporate single names notional cleared, down **13%** vs Q1 2023

€152.5bn

European iTraxx[®] notional cleared, up **46%** vs Q1 2023

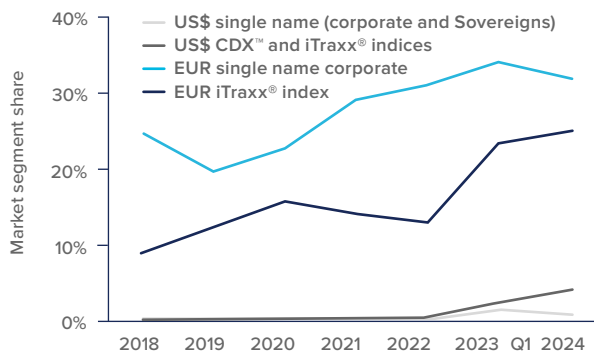
US\$84.5bn

CDX[™] and iTraxx[®] indices notional cleared, up **155%** vs Q1 2023

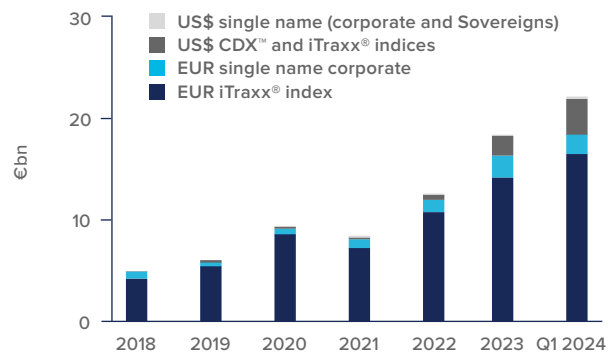
EXPANDING USER COMMUNITY

- 212 client entities (+14 new clients) live across 1,707 accounts (+32 new accounts)
- 19 clearing brokers live
- 1 FCM live

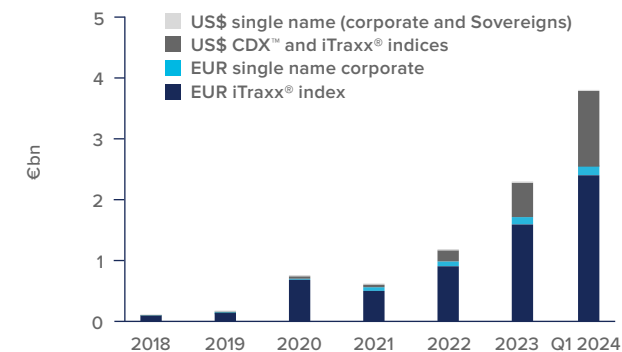
GLOBAL MARKET SEGMENT SHARE



OVERALL INDEX AND SINGLE NAME AVERAGE DAILY VOLUME



CLIENT INDEX AND SINGLE NAME AVERAGE DAILY VOLUME



For more information, go to lch.com/services/cdsclear or email lchsales@lseg.com.

Market segment share calculation is based on notional values from LCH CDSClear (www.lch.com) and ICE Clear Credit (www.theice.com).

Market CDX[™] and Markit iTraxx[®] are service marks of Markit North America Inc. and Markit Indices Limited and have been licensed for use by LCH SA. The Markit CDX[™] and Markit iTraxx[®] indices referenced herein are the property of Markit North America Inc. and Markit Indices Limited and are used under license.

The Index CDS eligible for clearing by LCH SA are not sponsored, endorsed, or promoted by Markit North America Inc. and Markit Indices Limited or any of its members.

Client Clearing notional is single sided and includes notional cleared of all global products (notional cleared in US dollars has been converted to euros).