

**GLOBAL HIGHLIGHTS – Q1 2022**

**OVERALL VOLUME GROWTH**

**\$324 trn**

total notional cleared,  
up 29% vs Q4 2021

**2,053k**

trades cleared,  
up 16% vs Q4 2021

**INCREASED CLIENT ACTIVITY**

**\$87 trn**

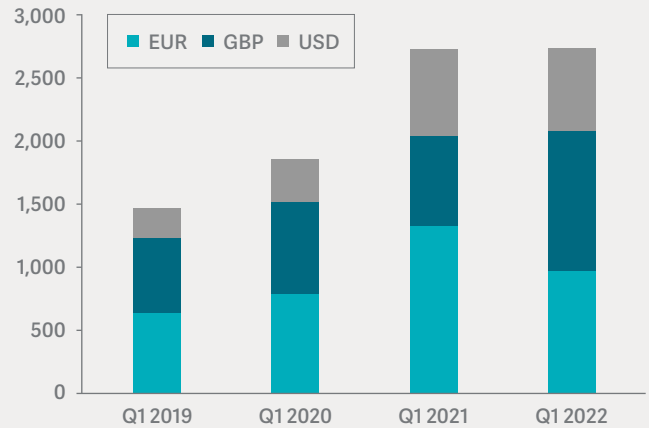
client notional cleared,  
up 20% vs Q4 2021

**658k**

client trades cleared,  
up 10% vs Q4 2021

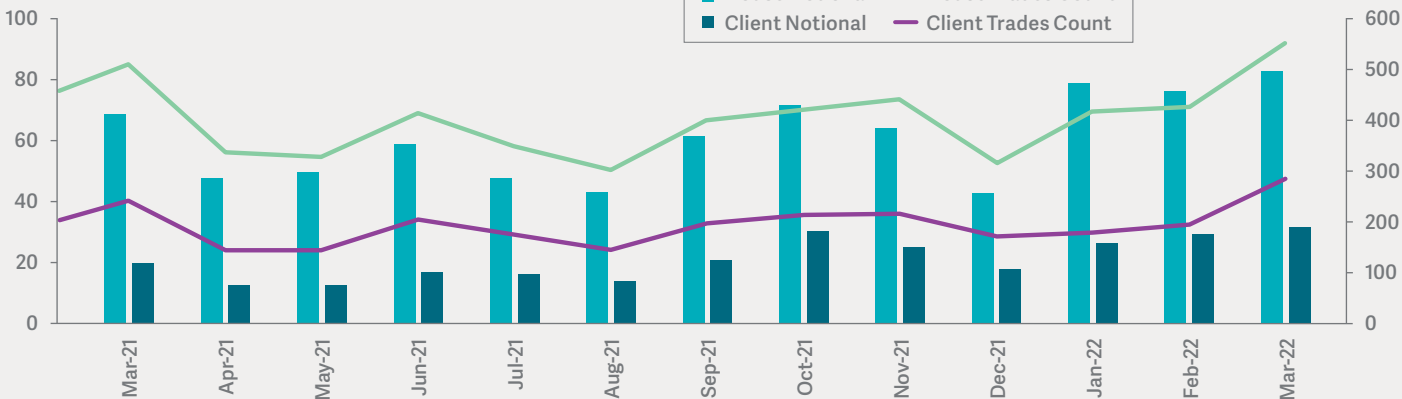
**CONTINUED HEIGHTENED INFLATION VOLUMES**

Inflation Notional Registered (\$bn)



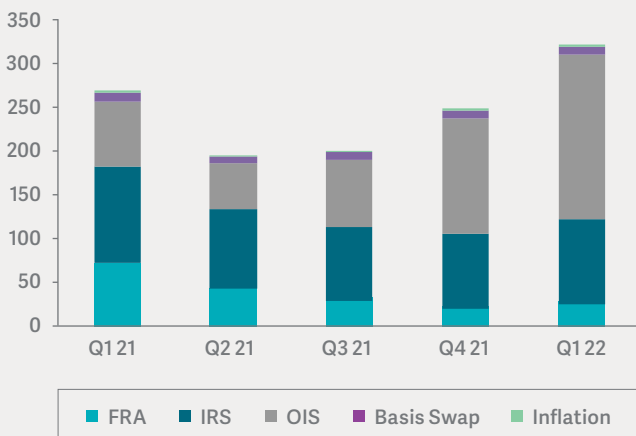
**HOUSE & CLIENT REGISTERED VOLUMES**

Notional Registered (\$trn)



**NOTIONAL BY PRODUCT**

Notional Registered (\$trn)



**RFR TRADES REGISTERED**

Trades Registered (1,000)

