

## LCH.Clearnet LTD – Collateral Management System (CMS) – New Features

Clearing Members are advised that with effect Saturday 14<sup>th</sup> June 2014, the Collateral Management System (CMS) will include the following new features:

- New “Cover Summary” enquiry screen for all Members;
- New “Liability Details” enquiry for the following business lines:
  - EnClear
  - EquityClear
  - ForexClear
  - LME
  - LSE Derivates Market
  - NLX
  - Nodal
  - RepoClear
- Validation of Collateral Withdrawals for SWIFT MX instructions
- Minor usability and bug fixes

## Cover Summary

Members will be able to enquire upon the real-time liabilities and excess cover information for each mnemonic and sub-accounts. This will allow members to better manage the excess on each collateral account intraday, and compliments the existing REP00019 - Overnight Cover Distribution report which provides a similar level of information at the start of day.

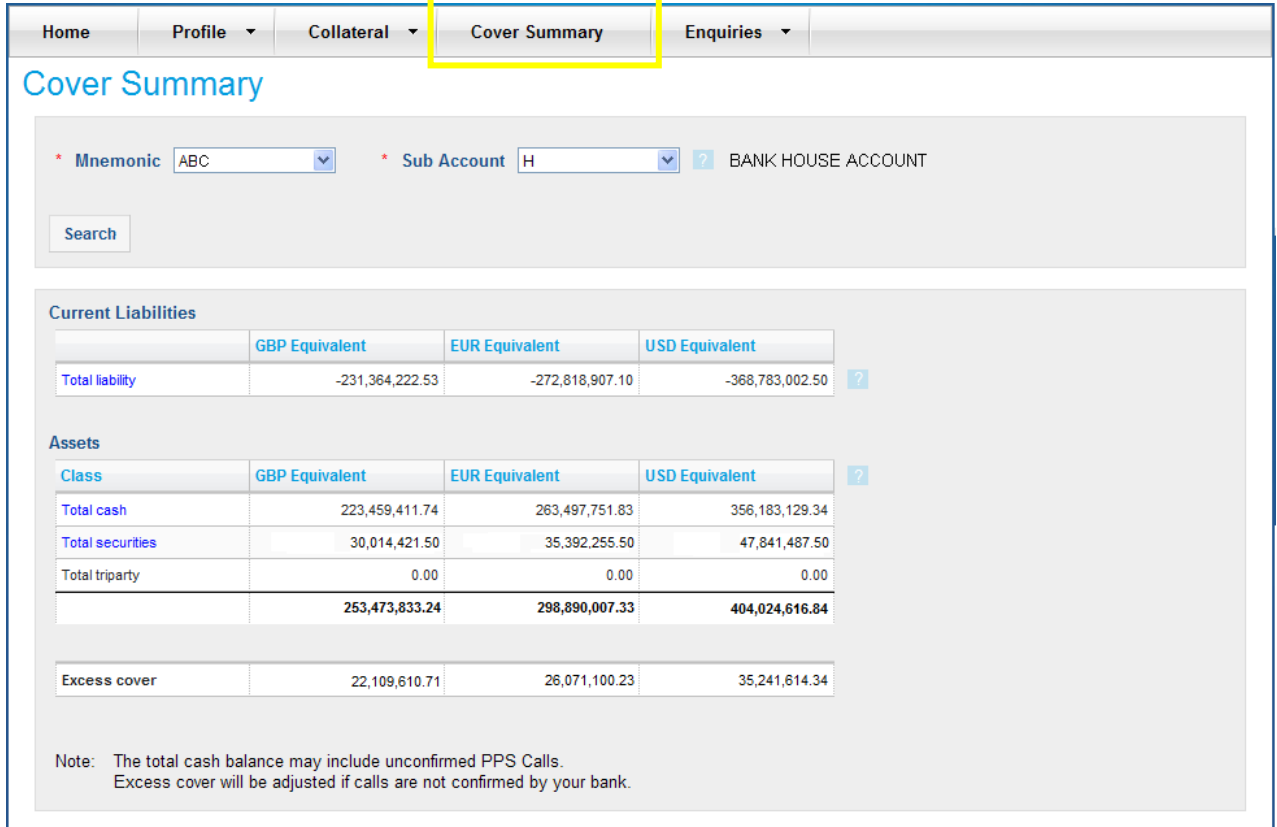
### Non-SwapClear

Most business lines with the exception of SwapClear will present the liability, assets and excess cover in three separate tables (see screen shot below).

“Total liability” will provide a hyperlink to “Liability Details” for the selected Mnemonic / Sub-account. This extra information is not available for SwapClear mnemonics at this time.

“Total Cash”, “Total Securities” and “Total Triparty” link the user to the relevant Balances page for the selected Mnemonic / Sub-account.

Please Note: During the overnight batch process, typically between 12:00am and 03:00am (London Time) the Total Liability and Excess Cover information will not be updated.



**Navigation:** Home | Profile | Collateral | **Cover Summary** | Enquiries

**Cover Summary**

\* Mnemonic:  \* Sub Account:  ? BANK HOUSE ACCOUNT

**Current Liabilities**

	GBP Equivalent	EUR Equivalent	USD Equivalent
Total liability	-231,364,222.53	-272,818,907.10	-368,783,002.50

**Assets**

Class	GBP Equivalent	EUR Equivalent	USD Equivalent
Total cash	223,459,411.74	263,497,751.83	356,183,129.34
Total securities	30,014,421.50	35,392,255.50	47,841,487.50
Total triparty	0.00	0.00	0.00
	<b>253,473,833.24</b>	<b>298,890,007.33</b>	<b>404,024,616.84</b>

**Excess cover**

	22,109,610.71	26,071,100.23	35,241,614.34
--	---------------	---------------	---------------

Note: The total cash balance may include unconfirmed PPS Calls.  
Excess cover will be adjusted if calls are not confirmed by your bank.

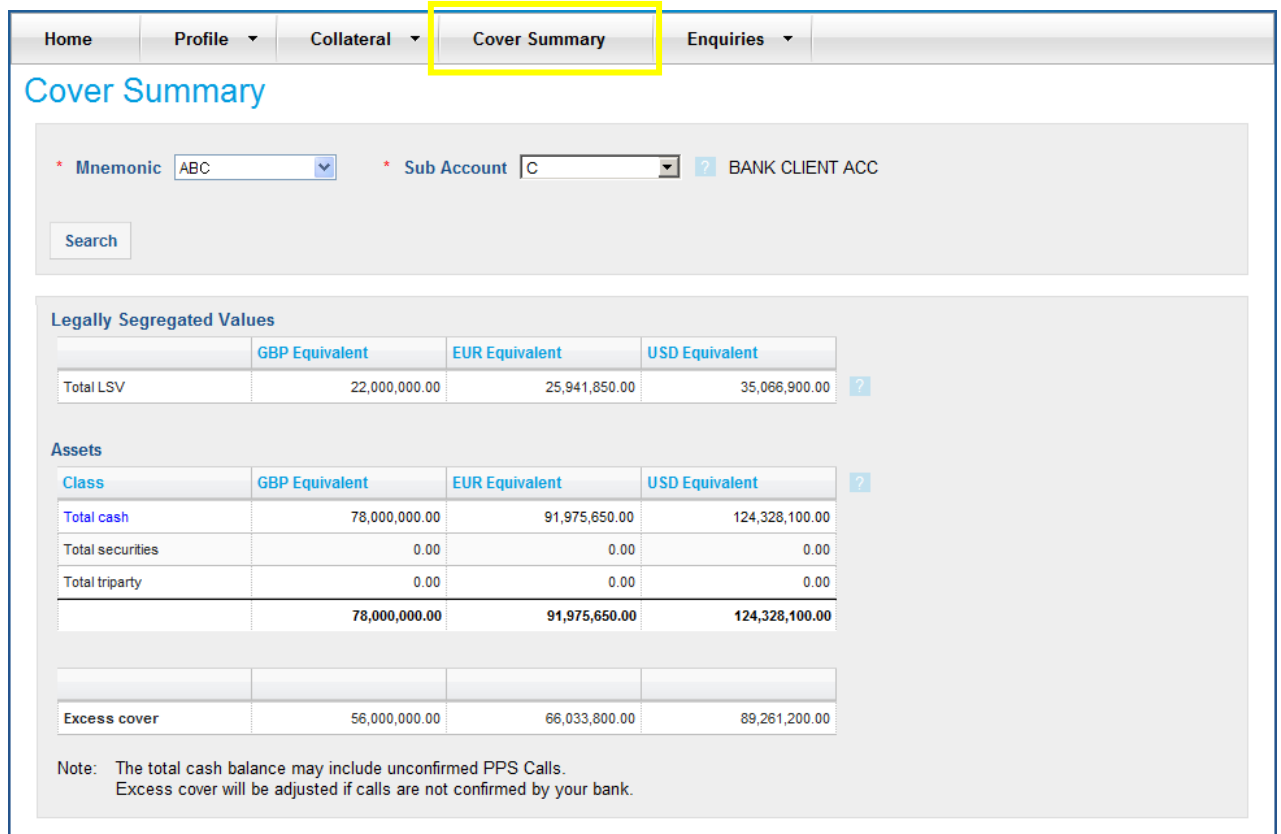
### SwapClear

SwapClear Mnemonics will be presented with Legally Segregated Values, Assets and excess cover in three separate tables (see screen shot below).

“Total LSV” is only available for Client accounts and will present the Total Legally Segregated Value for the collateral account selected. For FCM Client Accounts on the without excess model and all SCM ValueSeg and AssetOmni accounts this will be the sum of LSV for the underlying SwapClear position accounts. For FCMs on the with excess model this will be the sum of LSV and the sum of assumed LSV for the underlying SwapClear positions accounts.

No Liability or LSV is shown for SwapClear House accounts. However Assets and Excess Cover is still shown.

“Total Cash”, “Total Securities” and “Total Triparty” link the user to the relevant Balances page for the selected Mnemonic / Sub-account.



**Cover Summary**

\* Mnemonic: ABC    \* Sub Account: C    ? BANK CLIENT ACC

Search

	GBP Equivalent	EUR Equivalent	USD Equivalent
Total LSV	22,000,000.00	25,941,850.00	35,066,900.00

Class	GBP Equivalent	EUR Equivalent	USD Equivalent
Total cash	78,000,000.00	91,975,650.00	124,328,100.00
Total securities	0.00	0.00	0.00
Total triparty	0.00	0.00	0.00
	<b>78,000,000.00</b>	<b>91,975,650.00</b>	<b>124,328,100.00</b>

Excess cover	56,000,000.00	66,033,800.00	89,261,200.00
--------------	---------------	---------------	---------------

Note: The total cash balance may include unconfirmed PPS Calls.  
Excess cover will be adjusted if calls are not confirmed by your bank.

Please Note: LSV and Excess Cover information is only available between 7:30am and 11:59pm (London Time) each day.

## Liability Details

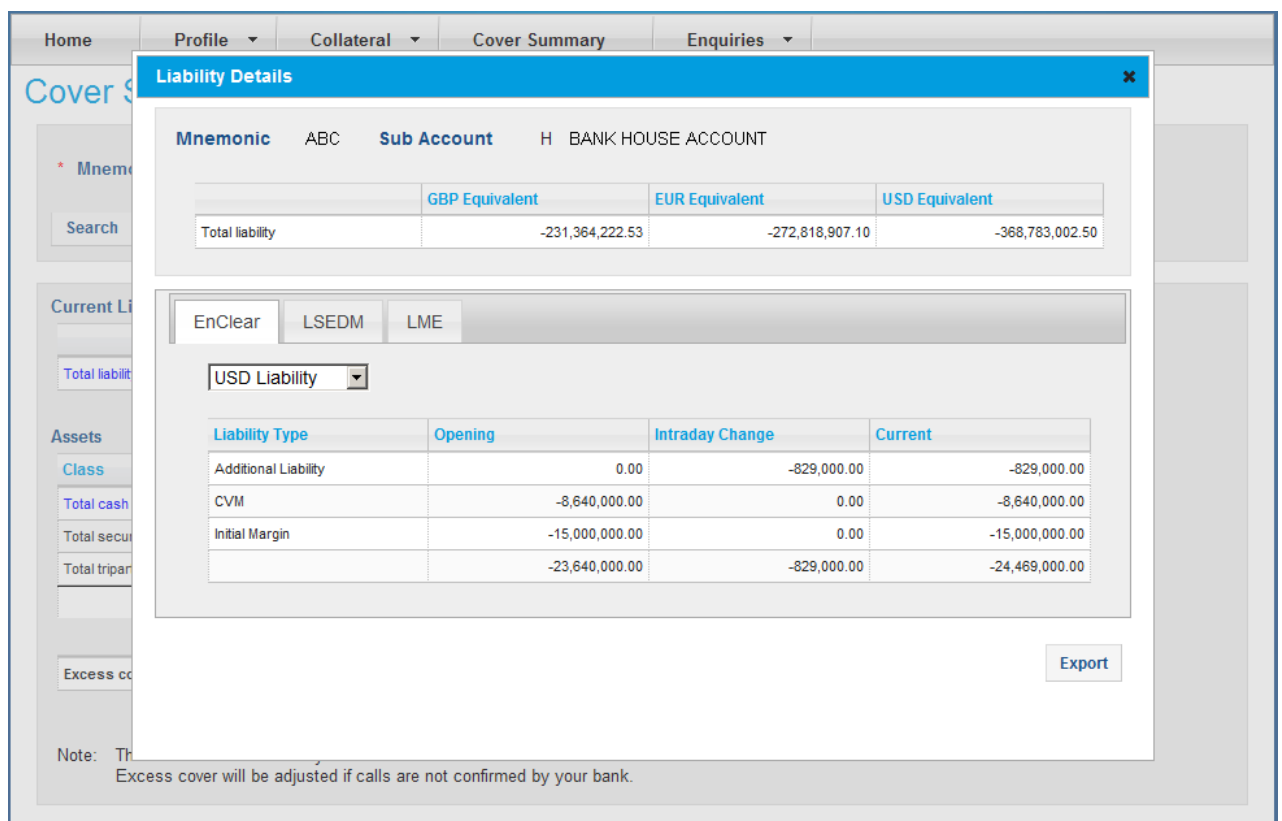
The user can access the Liability Details screen by clicking on the “Total Liabilities” link from the Cover Summary page (Not available for SwapClear Mnemonics).

Here the Total Liabilities will be broken down for each of the business lines and in each IM currency. Use the drop down list to view liabilities for each currency.

The table will breakdown liabilities by type, the Opening or start of day liability (presented on reporting such as REP00019 - Overnight Distribution and REP00021 - Initial and Variation Margin), any Intraday liability changes and the Current liability.

The information presented is also available to export using the link provided.

Press the cross button (x) to return to the “Cover Summary” page.



**Liability Details**

Mnemonic: ABC    Sub Account: H BANK HOUSE ACCOUNT

	GBP Equivalent	EUR Equivalent	USD Equivalent
Total liability	-231,364,222.53	-272,818,907.10	-368,783,002.50

EnClear    LSEDM    LME

USD Liability

Liability Type	Opening	Intraday Change	Current
Additional Liability	0.00	-829,000.00	-829,000.00
CVM	-8,640,000.00	0.00	-8,640,000.00
Initial Margin	-15,000,000.00	0.00	-15,000,000.00
	-23,640,000.00	-829,000.00	-24,469,000.00

Export

Note: The Excess cover will be adjusted if calls are not confirmed by your bank.

## Validation of Collateral Withdrawals for SWIFT MX instructions

Members who instruct via SWIFT MX will also benefit from real-time validation of collateral withdrawals versus “Available Amount”. Requests for withdrawals that are above the “Available Amount” will be rejected with the relevant Rejection Information on the colr.008.001.02 CollateralProposalResponse message.

This will allow members to improve the straight through processing (STP) of messages between the Clearing House and their in-house back-office systems.