

SwapClear Online Margin Calculator

Gain advanced insights into your
rates margin requirements

Access near real-time portfolio and margin data,
manage your clearing portfolios proactively and
optimise your funding with LCH SwapClear's
online Rates Margin Calculator.

Challenges

01.

Market pressures

Increased pressure to reduce margin
requirements and collateral use.

02.

Expensive collateral

Liquidity provision for potential
unexpected cash calls incurs charges.

03.

Missed opportunities

With end-of-day views only, the
majority of current risk systems lack
timely information for accurate risk
calculations, and optimisation of initial
margin (IM) and funding.

04.

Cost vs value

Margin calculators and analytic tools
are costly to develop and maintain,
may contain inaccurate pricing and
can introduce errors into margin
calculations.



The solution

LCH SwapClear online Rates Margin Calculator is part of our suite of data, analytics and optimisation services.

Developed for and with the market, this optimisation tool helps members and clients drive potential cost and capital savings through more efficient resource allocation. It also provides streamlined access to SwapClear market data and reports, which are pulled in dynamically to the user's LCH Portal account so they don't need to be downloaded manually.

As the Margin Calculator is integrated into LCH's digital platform, users benefit from seamless upgrades, faster delivery of new features, enhancements, bug fixes, and improved performance.

01.

Access drill-down views into base margin and key margin drivers

Tenor	Delta	Gamma	Cross Gamma	Un-scaled BP Shift	Scenario P&L
1D	0	0	0	0	0
1M	14	0	0	-1	0
2M	27	0	0	-3	0
3M	100	0	0	-4	0
6M	238	0	0	-5	-1
9M	351	0	0	-6	-3
12M	739	0	0	-6	-5
18M	1,324	0	0	-13	-20
2Y	2,767	-1	0	-21	-65
3Y	4,894	-1	0	-23	-131
4Y	6,222	-3	0	-15	-108
5Y	7,415	-4	0	-17	-144

02.

Access to Delta/Gamma Risk Breakdowns for cleared and simulated portfolios

Tenor	Delta	Gamma	Delta	Gamma	Delta	Gamma	Delta
1D	737	0	2,744	0	-887	0	-2,529
1W	6,941	0	42,310	0	-	-	-17,234
1M	-6,180	1	-41,882	1	-	-	49,782
2M	-43,974	9	148,704	-4	-	-	134,041
3M	77,777	-9	649,414	-15	6,338	-1	-23,569
6M	178,003	-9	-928,001	43	17,338	-2	-43,582
9M	280,254	-20	138,729	-12	-61,835	10	171,124

03.

Analyse margin and risk levels over time

Business Date: 1 Mar 2023

February 2023

No simulated trades

Add a trade using the buttons below

Bulk Upload

The Margin Calculator

The Margin Calculator enables members and clients to simulate their margin requirements across their OTC portfolios.

Using instantaneous “what if” calculations allows users to view their curve and tenor risk exposures, and analyse their margin impact, composition and movement against their LCH cleared portfolio prior to clearing new activity. The calculator also includes the capability for users to simulate their margin requirements across their listed rates and OTC Cleared portfolio with cross margining capabilities.

Core features

01.

IM and VM reconciliation

Input your portfolio of trades and watch Margin Calculator automatically apply curves, tenor buckets and worst-case scenarios to ensure accurate margin estimates.

02.

Full breakdown of risk exposure

Access a comprehensive view of your IM and margin add-ons across your portfolio, as well as a breakdown of portfolio sensitivities and trade-level valuations.

03.

Portfolio margining simulation

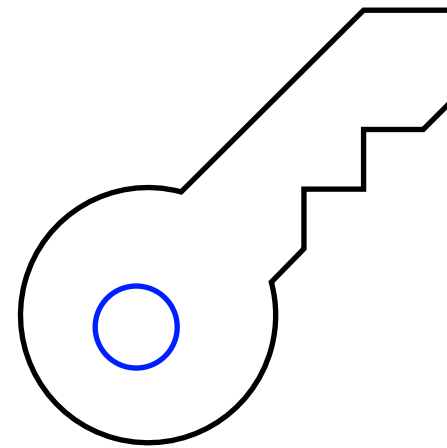
View portfolio margining opportunities of OTC vs exchange-traded interest rate books via the LCH optimisation service for rates.

Advanced

Upgrade to our Advanced features to gain even deeper insights into SwapClear's margin calculations and the positions that drive it, providing real-time opportunities to assess funding and margin optimisation opportunities using LCH's own internal tools.

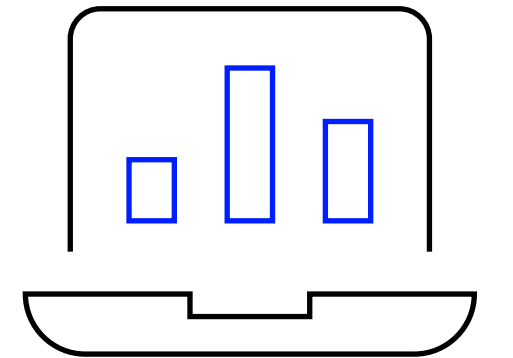
Dashboard summary of near real-time information on all margin types and their allocated cost

- Understand key margin drivers and portfolio sensitivities
- Immediate access to explanation of margin changes
- Use insights provided to optimise IM and funding




Near real-time and historic statistics and graphs on margining performance by market

- Analyse margin levels over time and investigate margin changes
- See trade changes in portfolio composition



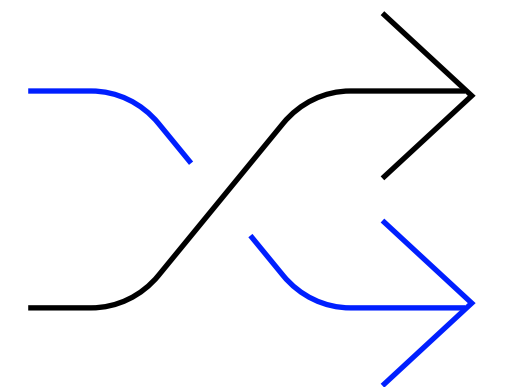
Management, creation and tailoring of portfolio and trade allocations to optimise costs

- Improve funding vs margin
- Gain better insight into portfolio sensitivities and concentrations
- Find trades that will benefit the overall portfolio
- Visualise settlement and sensitivity breakdowns



Integration with members' workflows via API feed into core systems

- Streamline your experience through Harmonised use of the same GUI and API across LCH Ltd and LCH SA
- Integrate into existing risk and trading systems to provide up to date margin calculations using LCH's risk engines



Access today | Access the LCH SwapClear Margin Calculator via the LCH Portal to start optimising your margin today.



Contact us

Email lchsales@lseg.com

Visit lch.com

DISCLAIMER

This document has been provided to you for informational purposes only and is intended as an overview of certain aspects of, or proposed changes to, the SwapClear, Listed Interest Rates, SwapAgent and/or any other service provided by LCH Group Holdings Limited ("LCH Group") or any of its group undertakings (group undertakings shall be construed in accordance with section 1161 of the Companies Act 2006; each an ("LCH Group Company").

LCH Limited is supervised by the Bank of England within the UK regulatory framework, registered as a derivatives clearing organisation with the U.S. Commodity Futures Trading Commission ("CFTC") and recognised as a third-country CCP under Regulation (EU) No. 648/2012 of the European Parliament and of the Council of 4 July 2012 on OTC derivatives, central counterparties and trade repositories ("EMIR"). LCH S.A. is regulated and supervised in France by the Autorité des Marchés Financiers, the Autorité de Contrôle Prudentiel et de Résolution and the Banque de France, authorised as an E.U. CCP under EMIR, registered as a derivatives clearing organisation with the CFTC and as a clearing agency with the U.S. Securities and Exchange Commission. LCH Limited and LCH S.A. also hold licenses or authorisations in other jurisdictions in which they offer their services. More information is available at www.lch.com.

The relationship of an LCH Group Company with its members is governed solely by its rulebook and certain other ancillary documentation, as applicable. This document does not, and does not purport to, contain a detailed description of any aspect of a service provided by an LCH Group Company or any other topics discussed in this document, and it has not been prepared for any specific person. This document does not, and does not seek to, constitute advice of any nature. You may not rely upon the contents of this document under any circumstance and should seek your own independent legal, investment, tax and other advice. The information and any opinion contained in this document does not constitute a recommendation or offer with respect to any derivative contract, financial instrument, security or service. No LCH Group Company makes any representation, warranty, condition or guarantee (whether express or implied) that the contents of this document are accurate, complete or up-to-date, and makes no commitment to offer any particular product or service. No LCH Group Company shall have any liability for any losses, claims, demands, actions, proceedings, damages, costs or expenses arising out of, or in any way connected with, the information contained in this document, except that each LCH Group Company accepts liability that cannot be excluded by applicable law.

Copyright © LCH Limited 2023. All rights reserved. Copyright © LCH S.A. 2023. All rights reserved. LCH SwapClear, LCH CDSClear, LCH ForexClear, LCH RepoClear, LCH EquityClear, LCH SwapAgent and €GCPlus are registered trademarks of LCH.