

LCH.Clearnet LTD – Collateral Management launches on MyStandards

Clearing Members are advised that LCH.Clearnet has published its suite of collateral management SWIFT usage guidelines on MyStandards. In addition we are also providing Clearing Members with a dedicated on demand test harness – Readiness Portal.

This includes the following Standard Message Service guidelines updated for the 2015 SWIFT Standards Release:

- MX (ISO 20022)
 - Colr.003.001.03 Margin Call Request (outbound – from LCH) – available Q4 2015
 - Colr.007.001.03 Collateral Proposal (inbound – to LCH)
 - Colr.008.001.03 Collateral Proposal Response (outbound – from LCH)
- MT (ISO 15022)
 - MT 535 Statement of Holdings reporting (outbound – from LCH)
 - MT 950 Statement Message (outbound – from LCH) – available Q4 2015

And the new Custodial Seg Message Service guidelines:

- MX (ISO 20022)
 - Colr.007.001.03 Collateral Proposal (outbound – from LCH) - Notification
 - Colr.008.001.03 Collateral Proposal Response (inbound – to LCH) - Affirmation
 - Colr.006.001.03 Collateral Management Cancellation (outbound – from LCH)
- MT (ISO 15022)
 - MT 558 Triparty Collateral Status and Processing Advice (outbound – from LCH)
 - MT 569 Triparty Collateral and Exposure Statement (outbound – from LCH)

Please refer to <http://www.lchclearnet.com/risk-collateral-management/cms> for an overview of the CMS Messaging Service.

About MyStandards

MyStandards is SWIFT's collaborative web-based platform that facilitates the management of ISO standards-related information and related market practice. It centralises information from financial institutions, allowing users to view and browse all standards information in a single platform.

Using MyStandards will assist Clearing Members in reducing the time and effort involved in implementing the LCH.Clearnet MX and MT collateral messages. Access to information has been improved by way of:

- Context specific guidelines and examples;
- Automatically produced documentation, available in multiple formats;
- Automatic comparison of usage guidelines;
- Generation of XML schemas.

About MyStandards Readiness Portal

MyStandards Readiness Portal is part of the MyStandards suite and provides testing capabilities allowing testing against LCH.Clearnet's guidelines. Portals can be set-up on demand for each Clearing Member providing:

- Dedicated test scenarios specific to the Clearing Member;
- Automatic detection of invalid messages and highlighting of the fields in error;
- Built in coverage analysis and progress monitoring; and

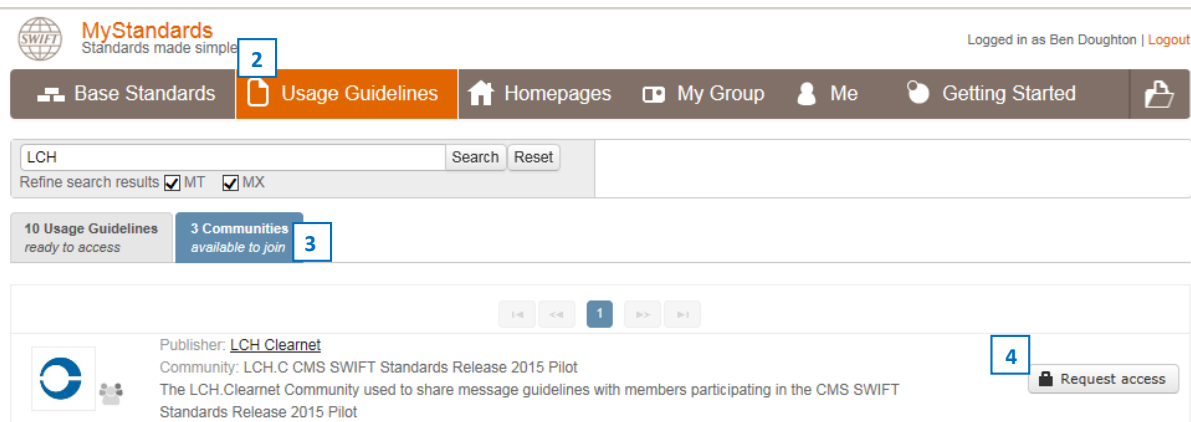
LCH.Clearnet will mandate the usage of the Readiness Portal for Clearing Members that are implementing the MX interface to CMS.

Registration

Registering for MyStandards is free of charge and allows access to all of our production and pilot messages online.

If you do not yet have a MyStandards account

1. Go to https://www2.swift.com/registration_mystandards/ and complete the registration process.
2. Select the Usage Guidelines tab and search for 'LCH' where you will be presented with the LCH.Clearnet communities.
3. Depending on when you register there may be different communities listed as these are set-up for each up new project/release. At launch there are communities for 'CMS SWIFT Standards Release 2015 Pilot'; 'CustodialSeg Pilot'; and a placeholder for 'Collateral Production Messages' that will be updated following the SWIFT Standards Release in November 2015.
4. Select the 'Request access' option next to the community that you wish to register for and complete the pop-up request.



The screenshot shows the MyStandards website interface. At the top, there is a navigation bar with tabs for 'Base Standards', 'Usage Guidelines', 'Homepages', 'My Group', 'Me', and 'Getting Started'. The 'Usage Guidelines' tab is selected. Below the navigation bar, there is a search bar with 'LCH' entered. The search results show 10 Usage Guidelines ready to access and 3 Communities available to join. The selected community is 'LCH.C CMS SWIFT Standards Release 2015 Pilot' with a 'Request access' button.

If you already have a MyStandards account

Login to MyStandards and follow steps 2-4 as described above.

Viewing the LCH.Clearnet Usage Guidelines

Once you have been granted access to the usage guidelines these will become available to you when searching in the 'Usage Guidelines' or 'Homepages' tabs.

1. Usage Guidelines are grouped into Collections. For example there are two collections in the CMS Standard Messaging Service (one for MT and another for MX messages). Each collection will also have a version number associated to it and a status (Final for production messages, or Draft for pilot messages). Clicking on the Collection Name will provide details of the collection and the ability to download associated documents.

- Clicking on the Usage Guideline name will take the user to the specific guideline, starting with the message description.

MyStandards Standards made simple

Logged in as Ben Doughton | Logout

Base Standards Usage Guidelines Homepages My Group Me Getting Started

LCH Search Reset

Refine search results MT MX

10 Usage Guidelines ready to access 2 Communities available to join

1 Collection: [LCH - Global - Collateral - MX Standard Messaging Service - V3.3 - DRAFT](#) Publisher: [LCH Clearnet](#) restricted

2 [CollateralProposalResponse_colr.008.001.03 - LCH_BulkCashResponse](#) select

[CollateralProposalResponse_colr.008.001.03 - LCH_SingleCashResponse](#) select

- Clicking on the 'Content' tab allows members to view the guideline restrictions or resultant message online.
- Users can also export the content for off-line printing or reading.
- Clicking on each field or element will reveal any associated rules, restrictions and comments added by LCH.Clearnet to document our usage of the message.

MyStandards Standards made simple

Logged in as Ben Doughton | Logout

Base Standards Usage Guidelines Homepages My Group Me Getting Started

Publisher: [LCH Clearnet](#)
Collection: [LCH - Global - Collateral - MX Standard Messaging Service - V3.3 - DRAFT](#)
Usage Guideline: [CollateralProposal_colr.007.001.03 - LCH_SingleCashDeposit](#)
Base Message: [colr.007.001.03](#)

3 Description Content Impact Analysis Compare Comments

4 Export as XML Schema Excel PDF

Restrictions Result

View only restricted elements Hide removed elements

search message (minimum 2 characters) Search Reset Show legend

Name	Tags	Min	Max	Restrictions
-	Collateral Proposal V03 (colr.007.001.03)			
+	Transaction Identification	1	1	5
+	Obligation	1	1	
+	Agreement	0	1	

Transaction Identification

Rule "LCH Transaction Identification Rule"

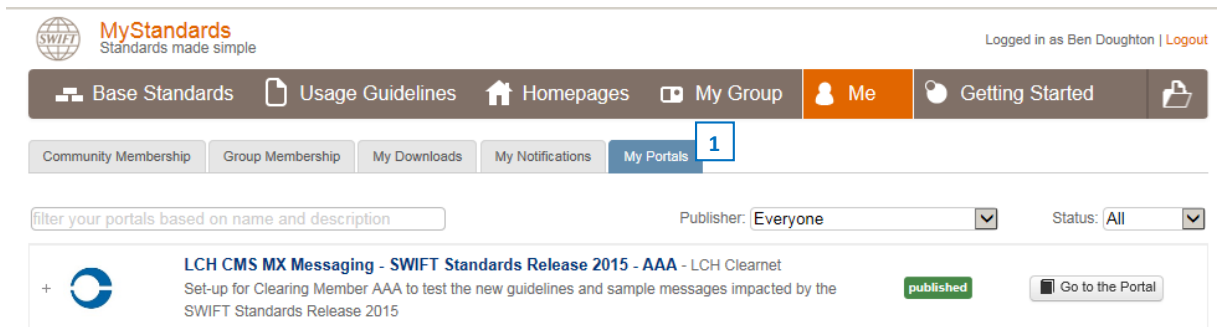
Definition

Clearing Members must provide a transaction identifier that is unique within the Service Mnemonic (conveyed in the /Obligation/CollateralAccountIdentification element).

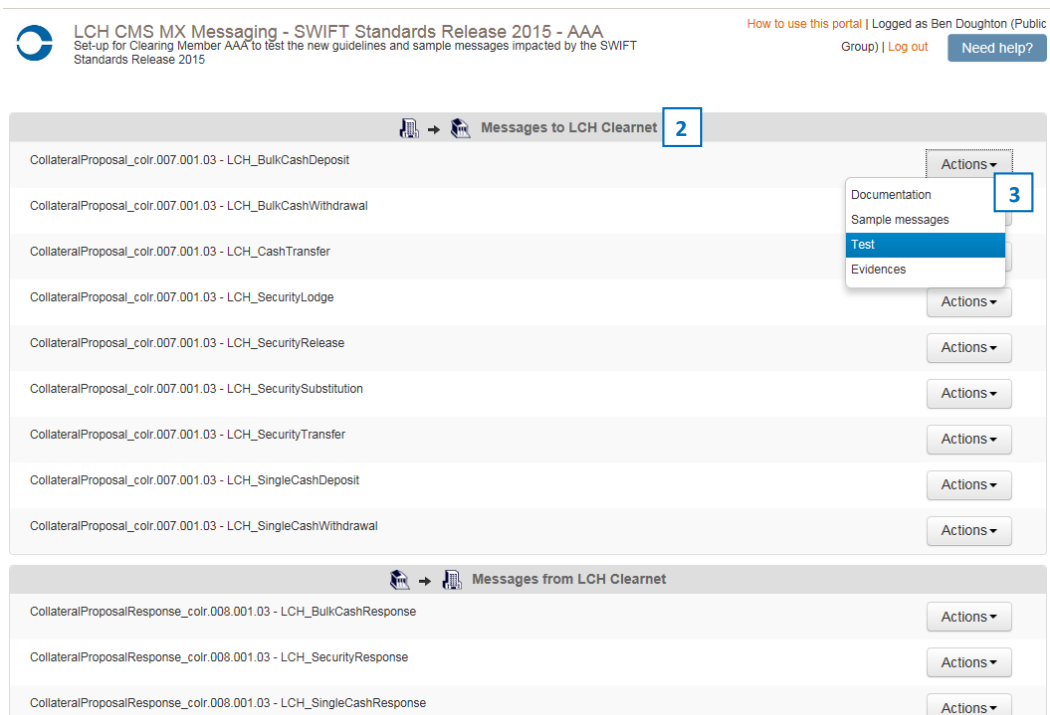
The Readiness Portal

Clearing Members wishing to test or view sample messages can request access to a dedicated Readiness Portal. This can be achieved either by using the 'Contact LCH Clearnet' button or by emailing us directly at collateral.services@lchclearnet.com.

1. Once set-up you will be sent an email with details on how to access the portal. Additionally you can access your portal(s) from LCH.Clearnet Homepage or the 'Me' tab under the 'My Portals' section.



2. Within the Portal guidelines are divided into messages to and messages from LCH Clearnet. Both sets of messages have links to 'Documentation' (takes you to the relevant Usage Guideline on MyStandards) and 'Sample Messages' where you can view and download message samples.
3. Additionally Messages to LCH Clearnet also allow members to upload 'Test' messages and provide 'Evidences' for successful testing. LCH.Clearnet may mandate a set of successful evidences prior to allowing the Clearing Member to progress to the 'Member Test' or 'Live' Collateral Management System (CMS) environments. Testing of MX messages must be completed in the Readiness Portal prior to accessing the Member Test environment.



Assistance

1. For more assistance with using MyStandards please see the 'Getting Started' section or contact SWIFT (mystandards@swift.com).

MyStandards Standards made simple

My Group: LCH Clearnet Logged in as Ben Doughton | Logout

Base Standards Usage Guidelines Homepages My Group Me Getting Started

1

Understand, discover and explore MyStandards with these helpful guides:

1. Content in MyStandards (PDF)
2. Understanding MyStandards Communities (PDF)
3. Browsing MT Base Messages (PDF)
4. Browsing MX Base Messages (PDF)
5. Browsing Usage Guidelines (PDF)
6. Finding Usage Guidelines (PDF)

How can MyStandards assist in managing a Standards Release?

1. Browsing Release Information and Analysing Change Requests (PDF)
2. Base Message Version Comparison (PDF)
3. Usage Guideline Impact Analysis (PDF)

Resources

- MyStandards Product Catalogue
- MyStandards Roadmap
- MyStandards Services Offering
- MyStandards Licensing

Contact us

2. For further assistance on using the Readiness Portal select the link 'How to use this portal' at the top of the page or click the 'Need help?' link to contact LCH.Clearnet.

LCH SWIFT Annual Upgrade 2015 for CMS Messaging Service

Used for reviewing new guidelines, sample messages and testing for all messages impacted by the 2015 SAU.

2 How to use this portal | Logged as Ben Doughton (LCH Clearnet) | Logout Need help?

3. Questions on specific Usage Guidelines can be direct to LCH.Clearnet either by clicking the 'Contact LCH Clearnet' link or email us directly at collateral.services@lchclearnet.com.

MyStandards Standards made simple

My Group: LCH Clearnet Logged in as Ben Doughton | Logout

Base Standards Usage Guidelines Homepages My Group Me Getting Started

3

Contact LCH Clearnet

News Usage Guidelines Communities My Portals