

GLOBAL HIGHLIGHTS – Q1 2023

VOLUMES

2.5m

record trades cleared, up **26%** vs Q4 2022

845k

record client trades cleared, up **29%** vs Q4 2022

\$379 trn

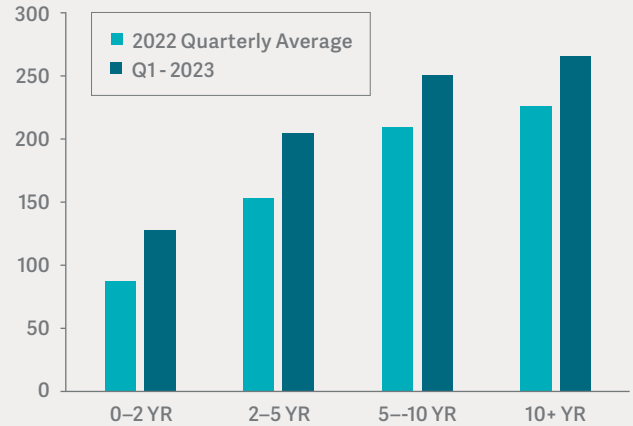
notional cleared, up **55%** vs Q4 2022

\$113 trn

record client notional cleared, up **71%** vs Q4 2022

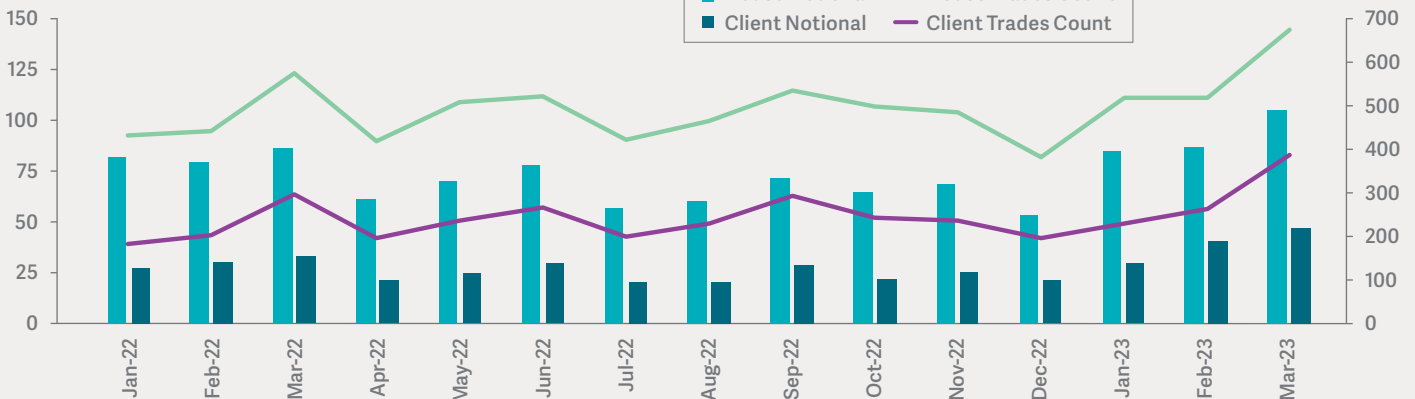
TRADE COUNTS INCREASED ACROSS TENORS

Client Trade Count (1,000)



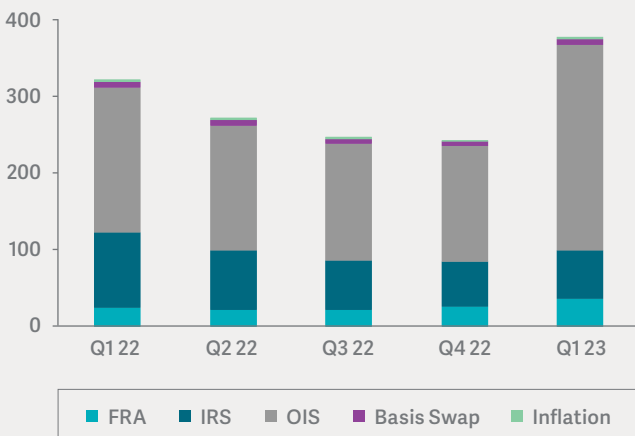
HOUSE & CLIENT REGISTERED VOLUMES

Notional Registered (\$trn)



NOTIONAL BY PRODUCT

Notional Registered (\$trn)



RFR TRADES REGISTERED

Trades Registered (1,000)

